



Summary Feedback

ST1: Two Year Teaching Programme

Session 8.3: Chest – Interstitial Lung Disease

(26th May 2022)

Delivered By:

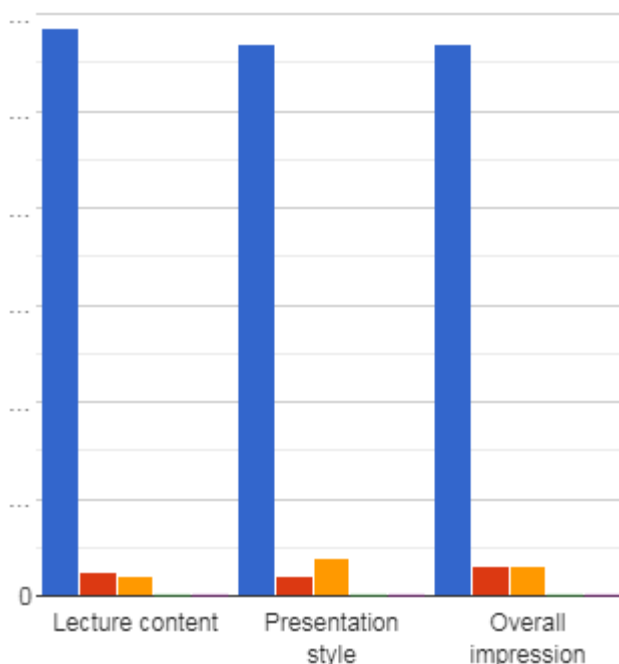
(Samavia Raza)

Summary Points:

- ST1-ST4 teaching session 8.3: 3 hours teaching time
- Total Attendees: 415 from 34 Countries (Bahrain, Bangladesh, Canada, China, Czech Republic, Egypt, Fiji, Ghana, Hong Kong, India, Indonesia, Iraq, Ireland, Kenya, Kuwait, Malaysia, Myanmar, Nepal, Nigeria, Oman, Pakistan, Poland, Qatar, Saudi Arabia, South Africa, Sri Lanka, Sudan, Turkey, UAE, UK, USA, Yemen, Zambia, Zimbabwe).
- Total feedback received from 126 participants

Please rate the following aspects of the session

Excellent Very good Good
Satisfactory Poor



Session 8.3 Chest: Interstitial Lung Disease

Did you find it useful
126 responses

● Yes
● No



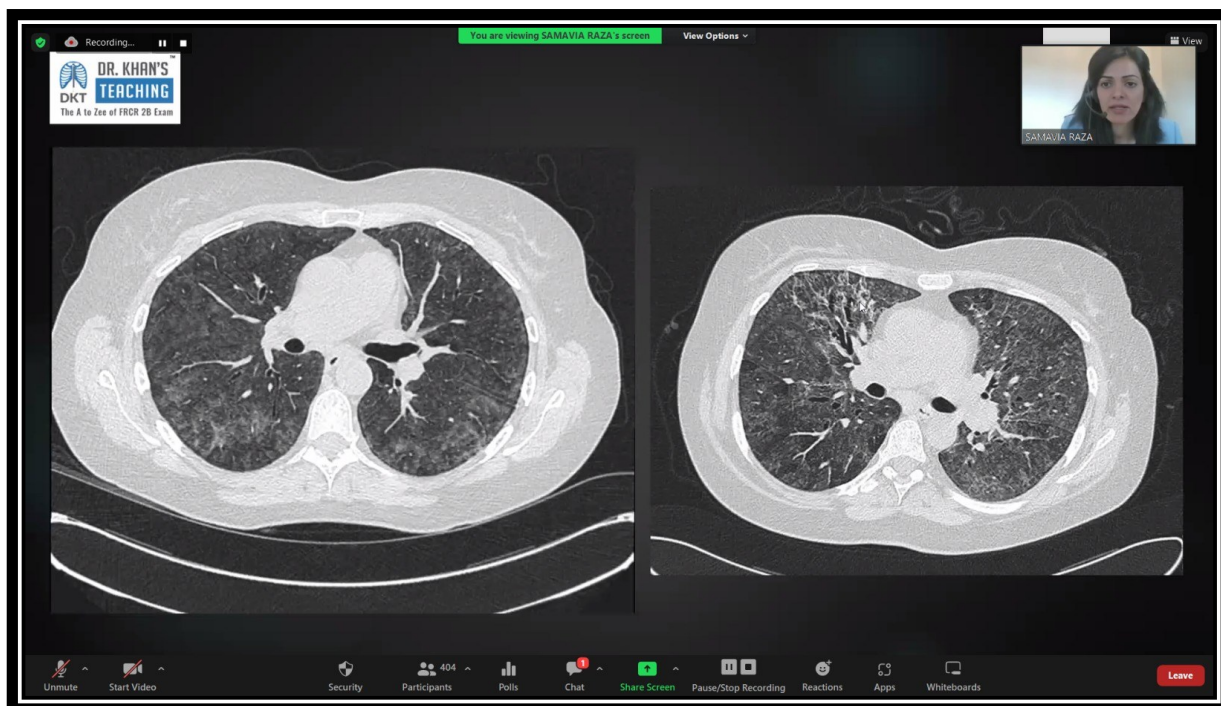
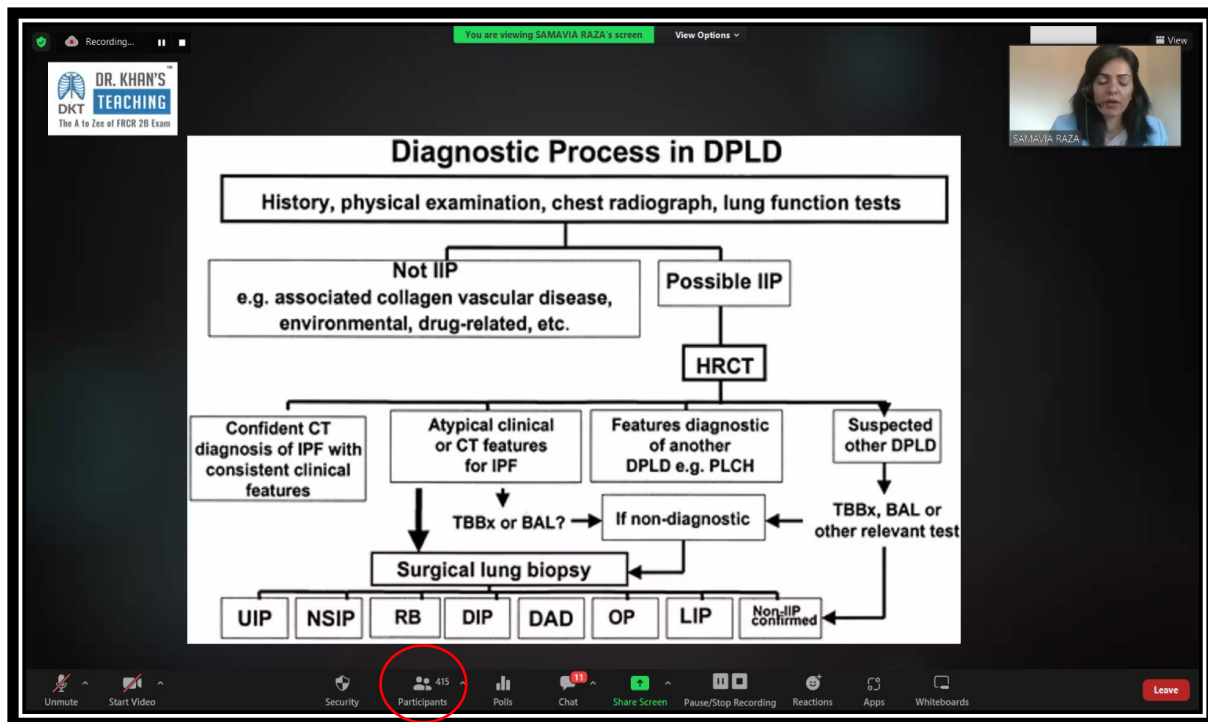
Testimonials

- Incredibly useful lecture covering the breadth of a notoriously tough topic of Interstitial Lung Disease. Thank you to Dr Samavia for helping us navigate through and breaking down complex points into understandable and digestible points (UK).
- All brilliant and very useful (UK).
- Elaborate and practical presentation (India).
- Very professional (UK).
- Excellent teaching and cases (UK).
- Everything greatly explained (Pakistan).
- Overall, very well made presentation and effort made to describe everything in detail with relevant imaging. Thank you for taking time for participants to ask questions (UK).
- Very good back to basics and thorough explanation of diseases and appearances.
- Perfect coverage (UK).
- Brilliant as always (UK).
- Excellent teaching (Pakistan).
- Very much impressed (Myanmar).
- Excellent, very helpful and interesting and informative (Pakistan).
- Excellent presentation (India).
- 5 stars (Myanmar).
- Great, really good for improving basics and becoming more confident (India).
- Excellent talk (Nigeria).
- Nice session (Sudan).
- Good presentation (Algeria).
- Super, Excellent (Pakistan).
- Very helpful (Egypt).
- Great session (Pakistan).
- Great presentation (South Africa).

Session 8.3 Chest: Interstitial Lung Disease

- Excellent talk (Pakistan).
- Very informative presentation (UK).
- Was very informative (Libya).
- Immaculate staffs (Tanzania).
- Great learning experience (Pakistan).
- 10/10 (Pakistan).
- Quite enlightening.
- Very educative (Kenya).
- Excellent teaching Dr Raza (Pakistan).
- Excellent! Outstanding! (Pakistan).
- Excellent teaching session (Egypt).
- More than Excellent session (UAE).
- Keep it up (Pakistan).
- It's perfectly fine (Pakistan).
- Everything is alright (Pakistan).
- Everything good (Pakistan).
- It was concise and yet descriptive. Excellent as always (Pakistan).
- All was good (UAE).
- It is the best (Pakistan).
- That was great (Pakistan).
- Nice lecture. Thank you for the nice presentation (Iraq).
- Brilliant.
- Informative, to the point and interactive (UK).
- Understanding the different aspects of ILD so in detail by a thoracic radiologist (Pakistan).
- Images were great (UAE).
- Awesome session (India).
- Very informative (Egypt).
- Step by step teaching (UK).
- Thank you, great lecture and cases (UK).
- Nice talk and images (UAE).
- Clear explanation of the HRCT patterns and differentials. The interactive questions helped to clarify issues (Kenya).
- I liked the image quality and her explanations (Tanzania).
- Very well presented, Clear structure, Good images, Engaging. (Pakistan).
- I liked every single point (Pakistan).
- Knowledgeable presenter (Kenya).
- Very good explanation (Pakistan).

Session 8.3 Chest: Interstitial Lung Disease



=====**XX**=====**XX**=====